

Changing WiFi Channels on the SpeedTouch ST585

1. Navigate to 192.168.1.254 and type in the username "admin" and the password that was given to you.
2. Click on "Home Network" on the left-hand side.

THOMSON ST585

[Administrator]
Home > SpeedTouch

SpeedTouch

- Information
- Configuration
- Event Logs

Broadband Connection

Toolbox

Home Network

SpeedTouch

- Information
 - Product Name: ST585
 - Serial Number: CP0647JT3JA
 - Software Release: 6.2.15.5
- Configuration
 - Service Name: Routed PPPoE on 0/35 and 8/35
 - Time Since Power-on: 0 days, 0:04:30

Pick a task...

- Set Up
- Restart
- Return to Factory Default Settings
- View event logs
- Check connectivity to the Internet

3. Click on "Interfaces" below "Home Network" on the left-hand side.

THOMSON ST585

[Administrator]
Home > Home Network

Home Network

Wireless

WLAN: SpeedTouchD1ECEC (54Mbps)

Ethernet

- ethport1 (100Mbps)
- ethport2 (100Mbps)
- ethport3 (100Mbps)
- ethport4 (100Mbps)

config2

4. Click on “WLAN: NCF...”.

THOMSON ST585

SpeedTouch


Broadband Connection

Toolbox

Home Network

- Devices
- Interfaces

[Administrator]
Home > Home Network > Interfaces



Interfaces

- LocalNetwork
 - ethport1 (100Mbps)
 - ethport2 (100Mbps)
 - ethport3 (100Mbps)
 - ethport4 (100Mbps)
 - WLAN: SpeedTouchD1ECEC (54Mbps)

5. Click on “Configure” at the top right corner.

THOMSON ST585

SpeedTouch

Broadband Connection


Toolbox

Home Network

- Devices
- Interfaces

[Administrator]
Home > Home Network > Interfaces > WLAN: SpeedTouchD1ECEC

Overview | Details | **Configure** | Help



Wireless Access Point - SpeedTouchD1ECEC

- Configuration
 - Interface Enabled: Yes
 - Physical Address: 00:14:7F:AF:27:D1
 - Network Name (SSID): SpeedTouchD1ECEC
 - Interface Type: 802.11b/g
 - Actual Speed: 54 Mbps
- Security
 - Allow New Devices: New stations are allowed (automatically)
 - Security Mode: none

6. From the dropdown of “Channel Selection”, select “Manual”.

THOMSON ST585

[Administrator] [Overview](#) | [Details](#) | [Configure](#) | [Help](#)

Home > Home Network > Interfaces > WLAN: SpeedTouchD1ECEC

Wireless Access Point - SpeedTouchD1ECEC

Configuration

Interface Enabled: ☒

Physical Address: 00:14:7F:AF:27:D1

Network Name (SSID): SpeedTouchD1ECEC

Interface Type: 802.11b/g

Actual Speed: 54 Mbps

Channel Selection: Automatic

Region: USA

Channel: 6

Allow multicast from Broadband Network: ☒

Security

Broadcast Network Name: ☒

Allow New Devices: New stations are allowed (automatic)

Encryption: ☒ Disabled
☐ Use WEP Encryption
☐ Use WPA-PSK Encryption

Apply Cancel

7. The “Channel” option should now turn into a dropdown.

THOMSON ST585

[Administrator] [Overview](#) | [Details](#) | [Configure](#) | [Help](#)

Home > Home Network > Interfaces > WLAN: SpeedTouchD1ECEC

Wireless Access Point - SpeedTouchD1ECEC

Configuration

Interface Enabled: ☒

Physical Address: 00:14:7F:AF:27:D1

Network Name (SSID): SpeedTouchD1ECEC

Interface Type: 802.11b/g

Actual Speed: 54 Mbps

Channel Selection: Manual

Region: USA

Channel: 6

Allow multicast from Broadband Network: ☒

Security

Broadcast Network Name: ☒

Allow New Devices: New stations are allowed (automatic)

Encryption: ☒ Disabled
☐ Use WEP Encryption
☐ Use WPA-PSK Encryption

Apply Cancel

8. Select the channel to use and click “Apply” at the bottom right.

THOMSON ST585

SpeedTouch

Broadband Connection

Toolbox


Home Network

- Devices
- Interfaces

[Administrator]

Overview | Details |

Home > Home Network > Interfaces > WLAN: SpeedTouchD1ECEC



Wireless Access Point - SpeedTouchD1ECEC

- Configuration
 - Interface Enabled: ☒
 - Physical Address: 00:14:7F:AF:27:D1
 - Network Name (SSID):
 - Interface Type:
 - Actual Speed: 54 Mbps
 - Channel Selection:
 - Region: USA
 - Channel:
 - Allow multicast from Broadband Network: ☒
- Security
 - Broadcast Network Name: ☒
 - Allow New Devices:
 - Encryption:
 - ☒ Disabled
 - ☐ Use WEP Encryption
 - ☐ Use WPA-PSK Encryption

Apply

Cancel